

Rosários 4.®

310

Autumn. Winter

Viana Shawl



DESIGN
MARTA OVELHA
[@donamhandmade](https://www.instagram.com/donamhandmade)

JARDIM



55% Merino
Superwash

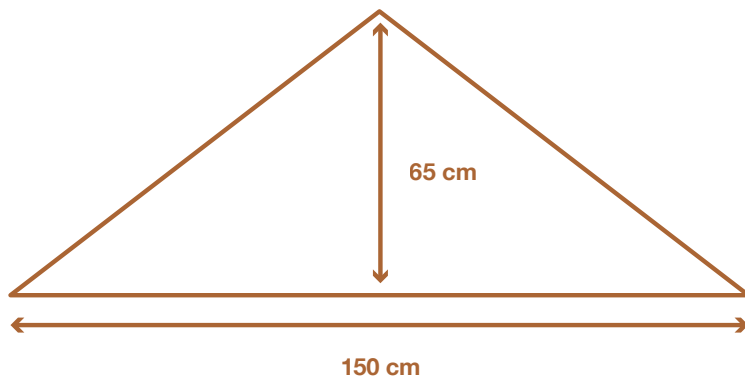


45% Cotton



100% Natural
Fibres

Viana Shawl



YARN

3 balls of **JARDIM** from Rosários4 (45% cotton, 55 % merino wool; 50g/230m), colour 25.

NEEDLE

3.5mm crochet hook.

WRITTEN PATTERN:

FOLLOW CHART A (rows 1, 2, 3 and 18)

(turning chains at the beginning of the row counts as the first dc stitch)

Row 1: start with a magic ring, chain 3, 1 chain, 2 dc, 2 chain (center of the shawl), 2 dc, 1 chain, 1 dc. Adjust the magic ring and you will be left with a half circle. The shawl is worked flat, in rows.

Row 2: chain 3, 1 ch, 2 dc together in the previous chain (increase), 2 dc, | 1 dc, 2 ch, 1 dc made in the previous chains (these will be the increases in the center of the shawl), 2 dc, 2 p.a together in the previous chain, 1 ch, 1 dc.

Rows 3 to 17: repeat row 2.

Row 18: chain 3, 1 ch, 2 dc together in the chain of the previous row, 1 ch and skip 1 stitch, 1 dc (repeat until the center), 1 dc, 2 ch, 1dc (center), 1 ch and skip 1 stitch, 1 dc repeat until 1 stitch is missing, 1 ch, 1 dc.

Rows 19 to 21: repeat row 2.

Row 22: repeat row 18.

Row 23: repeat row 3.

Row 24: repeat row 18.

Rows 25 to 27: repeat row 2.

Row 28: repeat row 18.

Row 29: repeat row 2.

Row 30: repeat row 18.

Rows 31 to 34: repeat row 2.

(shawl with 204 stitches)

HEARTS EDGING

Follow chart B

NOTES REGARDING THE CHART:

The closed stitches, represented by are multiples of 3+1.

The open stitches , correspond to 2 chains and skip 2 stitches.

The increases at the end of the rows are made with treble crochet. The decreases with slip stitch.

Do not cut the yarn of the top of the shawl. Chain 20 and work the edging following the chart B.

Join each row of the heart edging with 1 slst on the shawl edge, 1 slst, 1 sc and 2 chains.

Repeat the motif (the 10 rows) and repeat row 1 (between each heart we work row 1) for 5 times, after the fifth heart repeat the row 1, 2 times and start the decreases that follows the center of the shawl.

Work this heart in the same way, but only with 1slst separation at the edge of the shawl, 3 rows of witch the second is done in the center chains of the shawl.

Mirror the instruction for the other side of the shawl, start with the decreases, 2 separation rows, continue with the repeats of 5 heart motifs with row 1 in between.

ABBREVIATIONS

ch: chain

dc: double crochet

tr: treble crochet

slst: slip stitch

Inc: increase, work 2 dc in same stitch



JARDIM Colour 49
(45% Cotton, 55% Merino Superwash Wool)



PURE NEW WOOL



40
ANOS

310

Autumn. Winter

CHART A

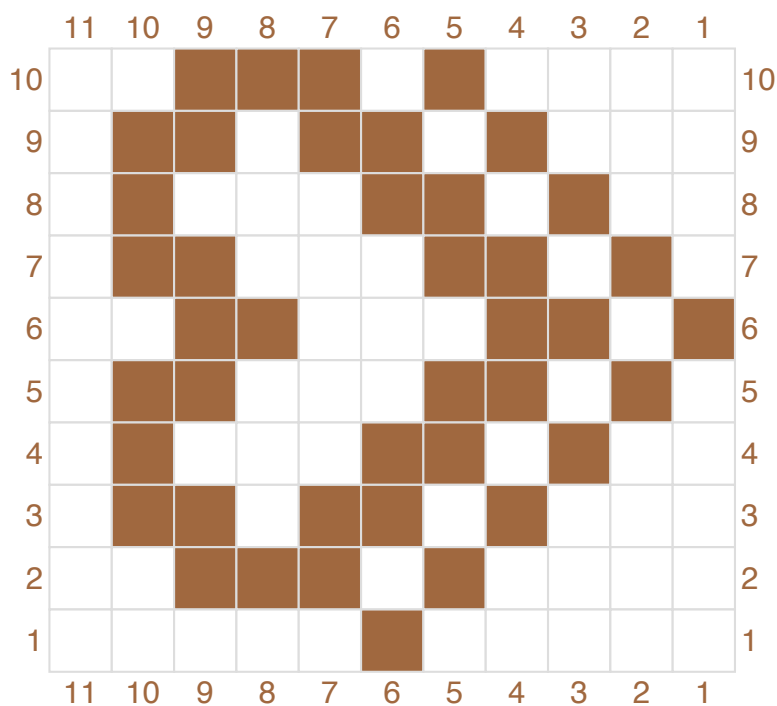
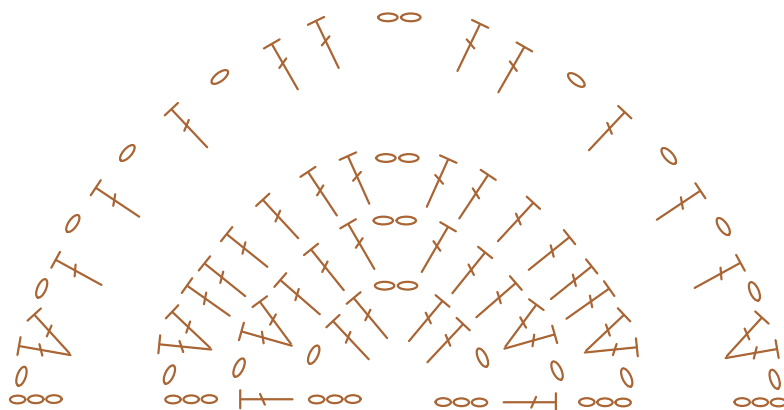


CHART B



V **Aumento ponto alto**

T **Ponto alto (p.a)**

O **Corrente (corr)**



PURE NEW WOOL



ISO 9001

40
ANOS

Rua das Grúas, 13 - Apartado 123 2485-059 Mira de Aire - Portugal
Tel. +351 244 447 300 Fax +351 244 447 309
info@rosarios4.com www.rosarios4.com